

MAKE: 'YOUR-STORY' SUITCASE

A MONTH OF HOLIDAY IDEAS

Collect items and memories from your past and make a memory suitcase, a place to keep your special things and memories safe. Choose carefully - this suitcase tells the story of you!




YOU WILL NEED: Shoe box, plain wrapping paper, white tissue paper, envelopes, ribbon or string, scissors, glue, black marker, printed template (optional).



STEP 1: Cover your shoe box and lid separately with paper.



STEP 2: Print template, cut out and glue pieces to make your box look like a suitcase. Or draw your own designs.



STEP 3: Attach name label to the handle with a piece of ribbon or string. Write your name.



STEP 4: Line the inside of your suitcase with tissue paper or white paper.



STEP 5: Glue an envelope inside the lid to store items like photos or letters.

MAKE: 'YOUR-STORY' SUITCASE

A MONTH OF HOLIDAY IDEAS

Fill your suitcase with your history.



STEP 1: Find something from your family's past.



STEP 2: Find something from your past.



STEP 3: Find something from last year.



STEP 4: Find something from the present.



When I grow up, I want to be a vet because I love animals.

STEP 5: Create something about your future.

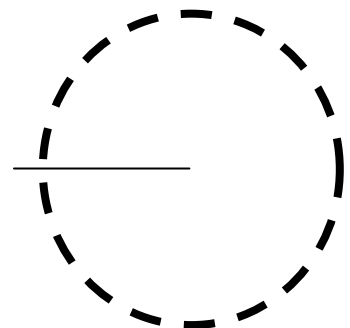
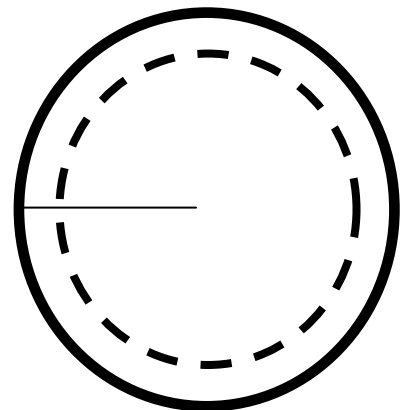
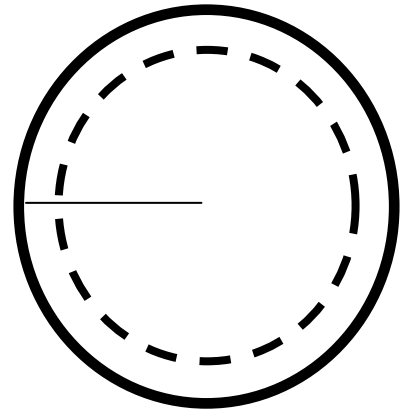
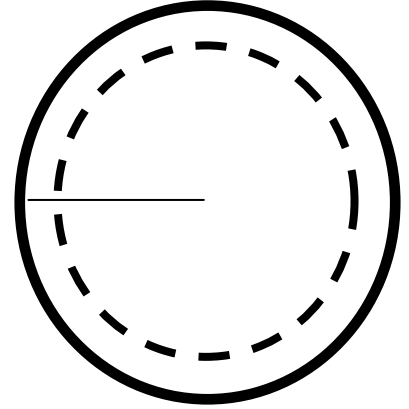

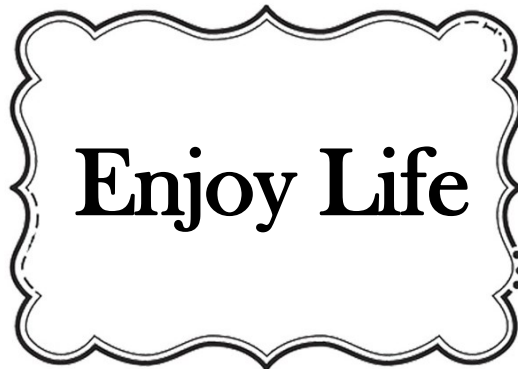
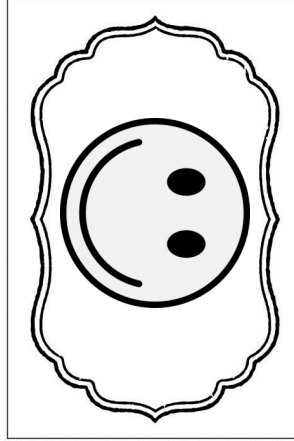

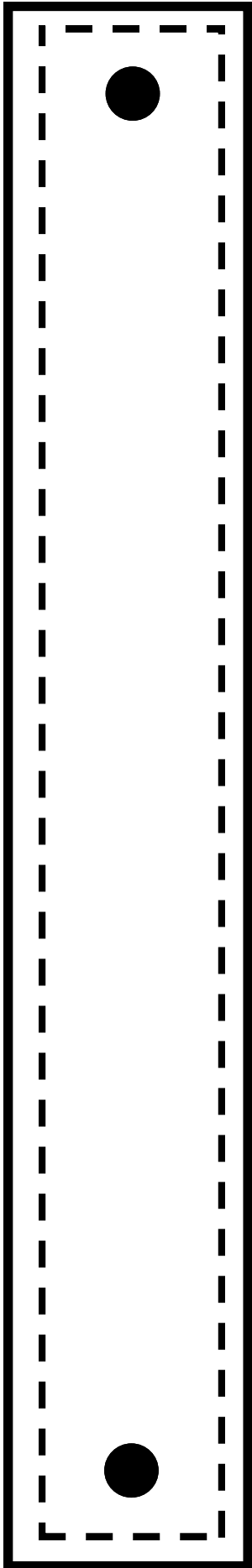


STEP 6: Place your items carefully into your suitcase and share 'your-story'.

MAKE: 'YOUR-STORY' SUITCASE

A MONTH OF HOLIDAY IDEAS

Suitcase Templates




TO DO: SHARE A STORY

A MONTH OF HOLIDAY IDEAS

GEELONG
REGIONAL
LIBRARIES



Click on the images below and enter your library card number to view the videos on Story Box Library.



READ: Family Forest


AUTHOR: Kim Kane

ILLUSTRATOR: Lucia Masciullo

PUBLISHER: Hardie Grant Children's Publishing

PERFORMED BY: Ali McGregor

Half sisters, step-parents and big brothers are all part of the mix. Lucia Masciullo's lively and whimsical illustrations bring to life the joy of having a family forest rather than just a family tree. This story can be enjoyed by children from all sorts of families.



READ: Grandma's Treasured Shoes


AUTHOR: Coral Vass

ILLUSTRATOR: Christina Huynh

PUBLISHER: National Library of Australia

PERFORMED BY: Van Luu Enya Lucas

Grandma has oodles and oodles of shoes. Walking shoes, dancing shoes, fancy and plain, Grandma has a shoe for every occasion. So why are these scratched and dusty old ones so special?



READ: Tilly

AUTHOR: Jane Godwin

ILLUSTRATOR: Anna Walker

PUBLISHER: Scholastic Australia

PERFORMED BY: Gabrielle Wang

Tilly's found the perfect hiding place to keep her special treasures. No one knows about it, not even her big brothers and sister, who know everything. But one day, something happens that Tilly could never have imagined...