


MAKE: A BEAR HUNT STORY MAP

HOLIDAY FUN FOR KIDS!



YOU WILL NEED: Large sheet of white paper, scissors, glue, tape, and your imagination.



STEP 2: Find something to represent a deep, cold river. Will you choose something blue? Now for some thick, oozy mud. Squelch, squelch!



STEP 4: Recreate a swirling, whirling snowstorm. Hoooo, woooo!



STEP 1: Find something to represent long, wavy grass. You might like to use real grass from your garden?




STEP 3: It's time to make a big, dark forest. Don't stumble and trip.



STEP 5: Finish off your story map with a narrow, gloomy cave. Does your cave have a bear too? Have fun sharing this story with your family.

MAKE: BEAR HUNT BINOCULARS

HOLIDAY FUN FOR KIDS!



YOU WILL NEED: Cardboard tube, scrap paper, scrap cardboard, tape or glue, scissors, textas, pencils or crayons to decorate.



STEP 1: Cut your tube in two (or use two short cardboard tubes). Wrap both halves in scrap paper.



STEP 2: Cut a strip of cardboard wide enough to sit across both tubes.



STEP 3: Attach cardboard to both tubes with glue or tape.



STEP 4: Decorate your binoculars with textas, pencils or crayons.



STEP 5: It's time to go on a bear hunt!

TO DO: WE'RE GOING ON A BEAR HUNT HOLIDAY FUN FOR KIDS!

GEELONG
REGIONAL
LIBRARIES



CREATE YOUR OWN STORY: Fill in the blank spaces with words from the grid below.

We're going on a hunt. We're going to catch a one.

What a day! We're not .


Uh-Uh!

We can't go it. We can't go it.

Oh no! We've got to go it!


TIGER	COLD	FRIGHTENED	SMALL	SUNNY	DEEP	AFRAID	HUGE	BIG
MISERABLE	PUDDLE	CROCODILE	BOTHERED	BIRD	STEEP	LOVELY		
HOLE	SQUELCHY	TINY	DARK	MOUNTAIN	WOMBAT	GLORIOUS	SWAMP	

SHARE A BOOK: Click on the images and enter your library card number to access these videos from Story Box Library.



TITLE: No Bears
AUTHOR: Meg McKinlay
PUBLISHER: Walker Books
READ BY: Emma Baker

TITLE: The Terrible Plop
AUTHOR: Ursula Dubosarsky
PUBLISHER: Penguin Books Australia
READ BY: Ursula Dubosarsky



MORE FUN:

Make an obstacle course in your house or garden and create obstacles with chairs, blankets, trees or bushes.

- Hide your treasure along the way.
- Make a map of your obstacle course.
- Make some Bear Hunt Binoculars to take with you.
- Use your map and binoculars to find your treasure.