

# STORY TIME ACTIVITIES

GEELONG  
REGIONAL  
LIBRARIES



## Paper Dolls

WRITTEN BY: Julia Donaldson

ILLUSTRATED BY: Rebecca Cobb

PUBLISHED BY: MacMillan Children's Books


Make your own paper dolls just like the girl in the story.

This activity is designed to be shared between child and carer to reflect the learnings and themes expressed during our story reading. Our activities aim to encourage creative expression - it's not about the end product but the process it takes to get there!



### WHAT YOU'LL NEED:

- Paper
- Pencil
- Scissors
- Colours to decorate (pencils, crayons, textas)



**1** Fold your paper in half. Open it up and cut along the fold.

### Discuss:

How many pieces of paper do you now have?





**2** Fold one strip of paper like an accordion.

Front and back, front and back.

**Discuss:**

What else does this look like?



**3** Draw the outline of a person in the middle of the rectangle. Draw the person with the head, feet, and hands touching the edge of the paper.

Use scissors to cut around the outline.

An adult might need to help you with this, just like the mother in the book.



**4** Use your colours to decorate your people.

**Discuss:**

What do they look like?

What are their names?

What adventures will they go on?

# STORY TIME LEARNING


GEELONG  
REGIONAL  
LIBRARIES



After watching our Story Time @ Home video, you might like to do some more activities.

## READ:

*Children love hearing your voice and spending time reading with you. They also learn about how we read, from top to bottom and left to right, and make connections between the marks on the page and the words you are saying.*



## **Saved!!!**

WRITTEN BY: Lydia Williams


ILLUSTRATED BY: Lucinda Gifford

PERFORMED BY: Ashleigh Marshall

PUBLISHED BY: Allen & Unwin

Little Lydia loves sport. She lives in the outback and is friends with all the animals.

When she asks Emu, Kangaroo and Koala to play sport with her, she soon discovers that each of them has a special talent.



## **I Love Me**

WRITTEN BY: Sally Morgan

ILLUSTRATED BY: Ambelin Kwaymullina

PERFORMED BY: Lille Madden

PUBLISHED BY: Freemantle Press

A celebration of individuality and joyous self-esteem, in bouncy, rhythmic prose and riotous colour.

## PLAY:

*Playing is serious kid business! Through play children use their imaginations and learn social skills such as sharing, turn taking and problem solving.*

## **Make Believe Lounge Room:**

Use your imagination and pretend that the floor is the ocean, the lounge is a boat and a cushion is an island!

## **Family Photo Memory Game:**

Choose a few of your favourite family photos and talk about them.

Call a name out and see who can find them in the photo first!

You could also call out places, colours, and any other features.