

MAKE: SILHOUETTE LIGHTHOUSE

A MONTH OF HOLIDAY IDEAS

GEELONG
REGIONAL
LIBRARIES




Light up the sky with this colourful activity. Grab a candle, some watercolour paints and brushes to create a silhouette lighthouse sunset scene.



WHAT YOU NEED: White paper, black paper, wax candle, watercolour paints, paintbrush, glue stick.



STEP 1: Draw and cut out a lighthouse silhouette on black paper. Place the silhouette on your paper. Do not glue down yet.



STEP 2: Take your candle and draw light rays coming from the lighthouse. You won't be able to see them... yet!



STEP 3: Remove the silhouette and paint a sunset using the watercolour paints.



STEP 4: Blend the paint colours using water and more paint. Let the paint dry. You should now be able to see the light rays.



STEP 5: Glue the silhouette into place to finish your picture.

MAKE: COLLAGE LIGHTHOUSE

A MONTH OF HOLIDAY IDEAS

Create your own lighthouse scene using scraps of colour. Tear, cut and collage your way through this colourful craft.



RESOURCES: White paper, cardboard tube, coloured scrap paper, foil, glue stick, black marker, lead pencil, battery powered tea light (optional).



STEP 1: Create collage pieces by roughly ripping up your scrap paper.



STEP 2: Draw in a horizon and land. Cover land in glue and start to stick down bits of paper. Overlap the paper so that it covers the area.



STEP 3: Repeat the process with the sky and the sea.



STEP 4: Use the cardboard roll to make your lighthouse. Cover in paper and draw on details like windows and doors.



STEP 5: Use foil to create a beam of light and add boats in the sea if you like. Place the tealight on top to the lighthouse to finish!


TO DO: SHARE A STORY

A MONTH OF HOLIDAY IDEAS

GEELONG
REGIONAL
LIBRARIES



Share a story these holidays. We've selected these wonderful titles for you to explore.
Click on the image for more details.



READ: Hello Lighthouse
AUTHOR: Sophie Blackall
PUBLISHER: Little, Brown and Company
FIND IT @ THE LIBRARY


Watch the days and seasons pass as the wind blows, the fog rolls in, and icebergs drift by. Outside, there is water all around. Inside, the daily life of a lighthouse keeper and his family unfolds as the keeper boils water for tea, lights the lamp's wick, and writes every detail in his logbook.



READ: Izzy and Frank
AUTHOR: Katrina Lehman
ILLUSTRATOR: Sophie Beer
PERFORMED BY: Trish Trchala
PUBLISHER: Scribe Publications

Izzy and Frank spend blue-sky-sunny days and grey-cloud-rainy days roaming and playing by the sea.

But when Izzy has to leave her lighthouse and island life behind to move to the city, she also has to say goodbye to Frank.



READ: Chip the Lifeguard
AUTHOR: Kylie Howarth
ILLUSTRATOR: Kylie Howarth
PERFORMED BY: Rachel Byard
PUBLISHER: Hardie Grant Egmont

Chip is back! His mission: to become a lifeguard... But his dreams soon go soggy when he's chased off the beach. So Chip and his friends fashion a plan to sneak him into to the surf club. Will their stunt work?