



Dive into our Christmas activity pack and bring some colour and fun to the festive season. However you celebrate, we hope you have a very merry Christmas!



**TITLE:** *What Do You Wish For?*

**AUTHOR:** Jane Godwin

**ILLUSTRATOR:** Anna Walker

**PUBLISHER:** Penguin Random House

**READ BY:** Maddie Thiele

*Enjoy the simple pleasures, experiences and traditions that make the festive season a very special and joyful time for Ruby and her family.*

### Write a 'Christmas List' Poem

In the story, Ruby describes all the things that make Christmas special and exciting, like being allowed to stay up late, the smell of baking, candle light, and knowing that relatives will be visiting from afar.

Just like Ruby, write down all of the things that makes Christmas time special for you, and turn this into your 'Christmas List' poem.

To make your descriptions really come alive, try using all of your senses: what do you smell, see, hear and taste? How does Christmas time feel? Have fun creating your poem.



### Make a Christmas Wish!

Everyone in the story wrote down their wishes, and they were all different! Someone wanted a lost cat to visit, another wished their Lego™ would come alive, and someone else wished to meet one of Santa's reindeers.

What's your wish for Christmas time?

Use this template to write down your own Christmas Wish. Cut it out, glue onto cardboard, colour or decorate the tag if you like, and when you've finished, hang your wish somewhere special.

# MAKE: AUSTRALIAN ANIMAL BAUBLES

## CELEBRATE CHRISTMAS @ HOME

GEELONG  
REGIONAL  
LIBRARIES



Add a handmade touch to your Christmas decorations with these adorable Australian animal baubles using brown paper, string and recycled gift wrap.



**YOU WILL NEED:** Brown paper, recycled gift wrap, magazines (or scrap paper), string, scissors, glue and coloured markers.



**STEP 1:** Scrunch brown paper into a ball. Cut a length of string (60-80cm long). Wrap the string around the ball, crossing it over to make an 'X' and secure with a knot.



**STEP 2:** Using coloured paper, cut out shapes for features (like ears, beaks or feathers).



**STEP 3:** Using your scrap paper, cut out eyes and decorate with coloured markers.



**STEP 4:** Glue all the features on the bauble to finish.



**STEP 5:** How many different Australian animals you can make?

# MAKE: FESTIVE FAMILY HAND WREATH

## CELEBRATE CHRISTMAS @ HOME

GEELONG  
REGIONAL  
LIBRARIES



Get the whole family involved to make this lovely decoration. Include everyone's hand shape and share the fun of cutting, gluing and decorating.



**YOU WILL NEED:** Recycled paper and cardboard, scissors, lead pencil, glue, tape, string or ribbon.



**STEP 1:** Cut out a donut shape from some old cardboard.



**STEP 2:** Trace around your hand (and your child's hand). Use scissors to cut out the shape. Make one for everyone in your family.



**STEP 3:** Make enough hand shapes to cover the cardboard ring. Attach these to the ring with glue. You might like to use different colours.



**STEP 4:** Use tape to attach the string or ribbon to the back of your wreath.



**STEP 5:** Add extra decorations to finish.


# TO DO: SHARE A CHRISTMAS STORY

## CELEBRATE CHRISTMAS @ HOME

GEELONG  
REGIONAL  
LIBRARIES



Enjoy this special selection of Christmas stories for littlies from Story Box Library. Simply click on the images below and enter your library card number to watch.




**TITLE:** *A Very Quacky Christmas*

**AUTHOR:** Frances Watts

**ILLUSTRATOR:** Ann James

**PUBLISHER:** Harper Collins Australia

**READY BY:** Scott Edgar




**TITLE:** *Pig the Elf*

**AUTHOR:** Aaron Blabey

**ILLUSTRATOR:** Aaron Blabey

**PUBLISHER:** Scholastic Australia

**READ BY:** Aaron Blabey



**TITLE:** *Macca's Christmas Crackers*

**AUTHOR:** Matt Cosgrove

**ILLUSTRATOR:** Matt Cosgrove

**PUBLISHER:** Scholastic Australia

**READ BY:** Dolly Diamond




# TO DO: CHRISTMAS STORIES FOR KIDS

## CELEBRATE CHRISTMAS @ HOME

GEELONG  
REGIONAL  
LIBRARIES



Download these great junior Christmas titles from Bolinda BorrowBox. Simply click on the images below, download the app, and enter your library card number to read.




**TITLE:** *Christmas Stories for Kids*  
**AUTHOR:** Australian Broadcasting Authority  
**PUBLISHER:** ABC Audio  
**READ BY:** Various  
**FORMAT:** eAudiobook

**TITLE:** *How Winston Delivered Christmas*  
**AUTHOR:** Alex T. Smith  
**PUBLISHER:** MacMillan Children's Books  
**READ BY:** Matthew Baynton  
**FORMAT:** eAudiobook



**TITLE:** *Enid Blyton's Christmas Stories*  
**AUTHOR:** Enid Blyton  
**PUBLISHED BY:** ABC Audio  
**READ BY:** Jilly Bond  
**FORMAT:** eAudiobook




# TO DO: TAKE CHRISTMAS WITH YOU CELEBRATE CHRISTMAS @ HOME


GEELONG  
REGIONAL  
LIBRARIES



Download one of these Christmassy Young Adult titles from Bolinda BorrowBox. Simply click on the images below, download the app and enter your library card number to read.



**TITLE:** *The Twelve Days of Dash & Lily*  
**AUTHOR:** Rachel Cohn & David Levithan  
**PUBLISHER:** Allen & Unwin  
**FORMAT:** eBook



**TITLE:** *The Afterlife of Holly Chase*  
**AUTHOR:** Cynthia Hand  
**PUBLISHER:** HarperCollins  
**FORMAT:** eBook



**TITLE:** *Let It Snow*  
**AUTHOR:** John Green, Maureen Johnson & Lauren Myracle  
**PUBLISHER:** Penguin  
**FORMAT:** eBook

